

Thank you for purchasing!

KABB
Educational
Resources



A little about me:

I am a upper elementary teacher that has been teaching for 20 years! I still love every new challenge that each new year brings! I am always learning just as my students are! I love sharing some of my things on [teacherspayteachers.com](https://www.teacherspayteachers.com) and have found it to be so much fun creating new products, that it has really become a passion of mine which in turn has helped me become an even better teacher!

Let's Connect !



KABB Educational Resources



@kabbcreations

*Please feel free to contact me with questions, requests, etc,
or just follow me to see a glimpse into my world!*

Thank You

I hope you enjoy this resource. I give all of my products lots of time and attention. Please consider leaving feedback for me. It helps me create better products for you to enjoy, and you earn credits to use toward future purchases!

If you have any questions about this resource, or if I can change or fix something for you, please e-mail me at **kabbcreations@gmail.com**

TERMS OF USE

YOU MAY:	YOU MAY NOT:
<ul style="list-style-type: none">*Use this product for your own personal use. You may print and copy this resource for use in your own classroom*Review this product on your website or blog, as long as you provide a link to the product in my TpT store*Purchase additional licenses for colleagues at a 50% discount*Contact me for a discounted site license	<ul style="list-style-type: none">*Give this item to others, in physical or digital form*Post this item on any website, including your personal website, classroom website, or district website*Post this item in a shared folder or drive <u>unless</u> a license is purchased for everyone who can access the file*Copy or modify this resource and sell it, offer it for free, or claim it as your own

Name _____





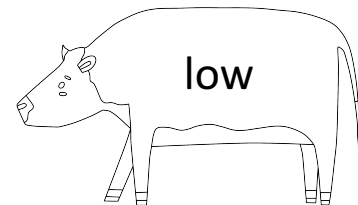


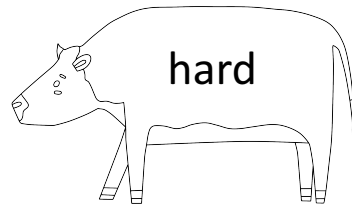
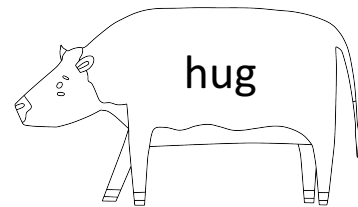

Date _____

The Girl Who Thought in Pictures

The Story of Dr. Temple Grandin

This story is written in prose with rhyming words.
When two words rhyme they have the same ending sounds.

Match the cows that rhyme.



Name ANSWER KEY




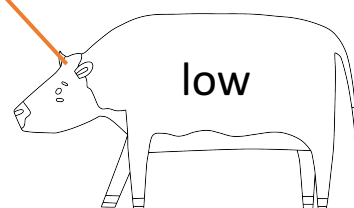


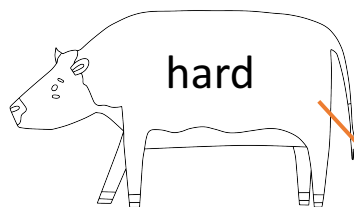


Date _____

The Girl Who Thought in Pictures

The Story of Dr. Temple Grandin

This story is written in prose with rhyming words.
When two words rhyme they have the same ending sounds.

Match the cows that rhyme.



Name _____

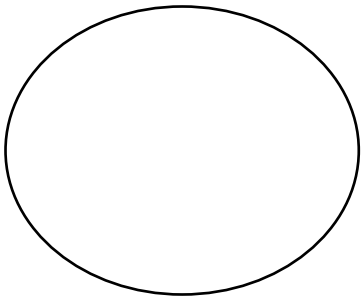
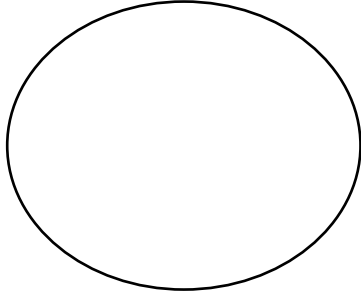
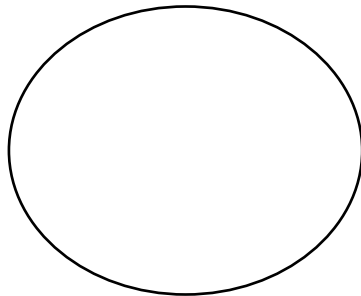
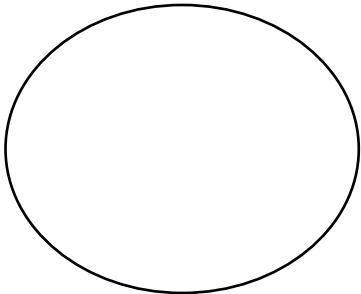
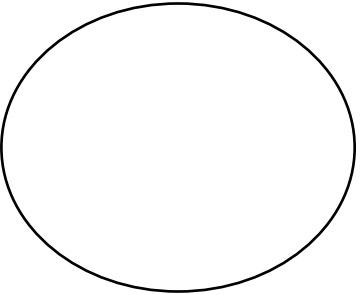
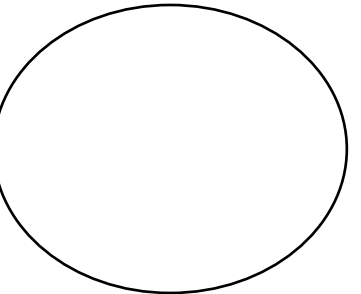
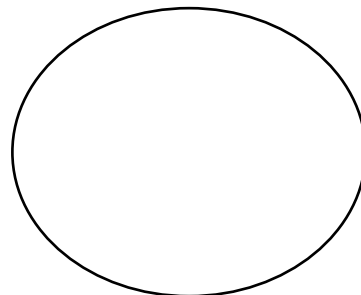
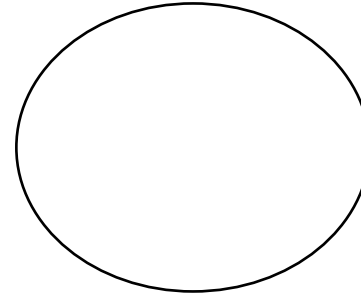
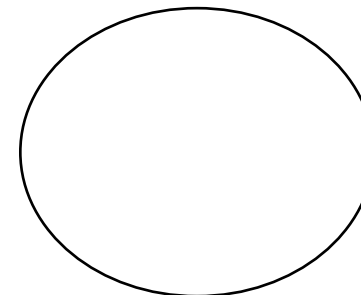
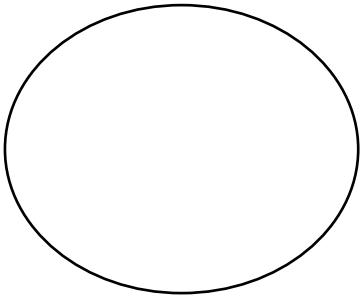

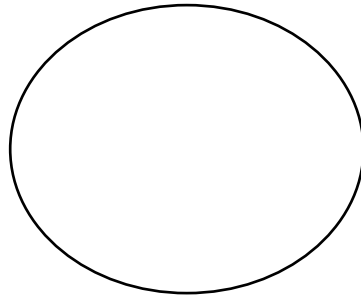
Date _____

The Girl Who Thought in Pictures

The Story of Dr. Temple Grandin

This story is written in prose with rhyming words. When two words rhyme they have the same ending sounds.

How many rhyming words can you find? Fill in the circles with each pair of rhyming words you find.


RHYMING WORDS

Matching Game

Directions:

1. Place all the cards on the table with Temple Grandin's picture face up.
2. The first person to play chooses two cards and reads them aloud. If the words rhyme, the player keeps those cards. If the words do not rhyme, then the player places those cards back down on the playing table.
3. Now it is the next player's turn. The next player now chooses two cards and reads them aloud.
4. Play continues until all the cards have been claimed.
5. The winner is the person with the most rhyming matches.





mess

far

tears

herds

words

be

kind

star

three

meet

stress


fears

fine

find

time

sweet



through

speeches

minds

small

door

bleaker

moo

teaches

all

kinds

speaker

minds

short

designs

support

more